



END SUCTION VOLUTE PUMP

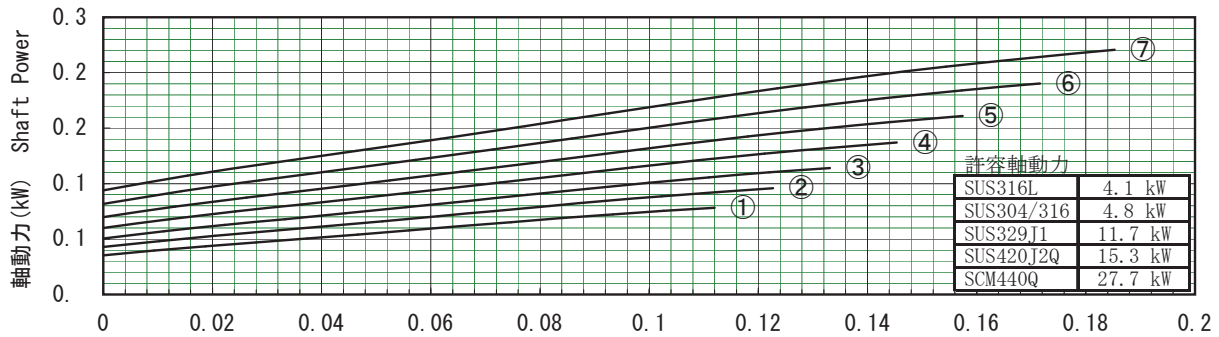
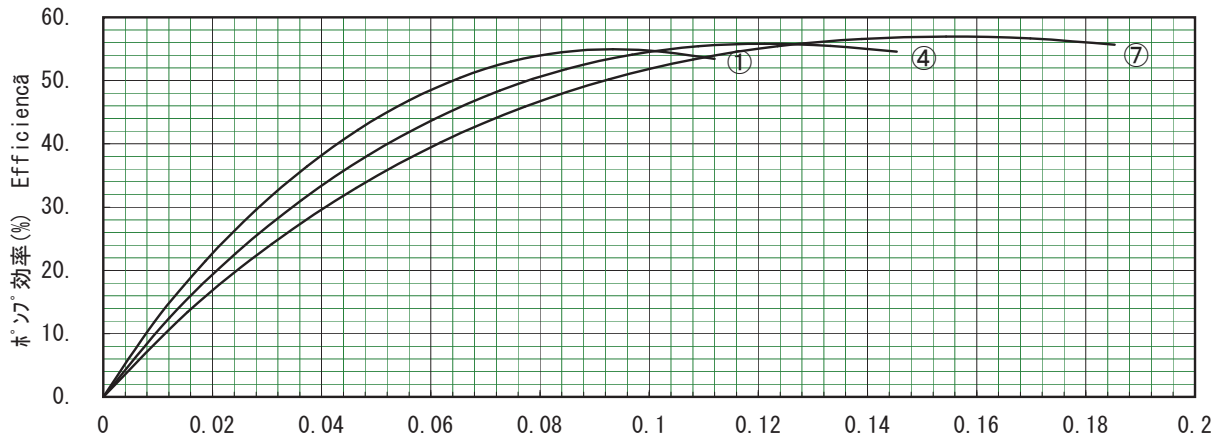
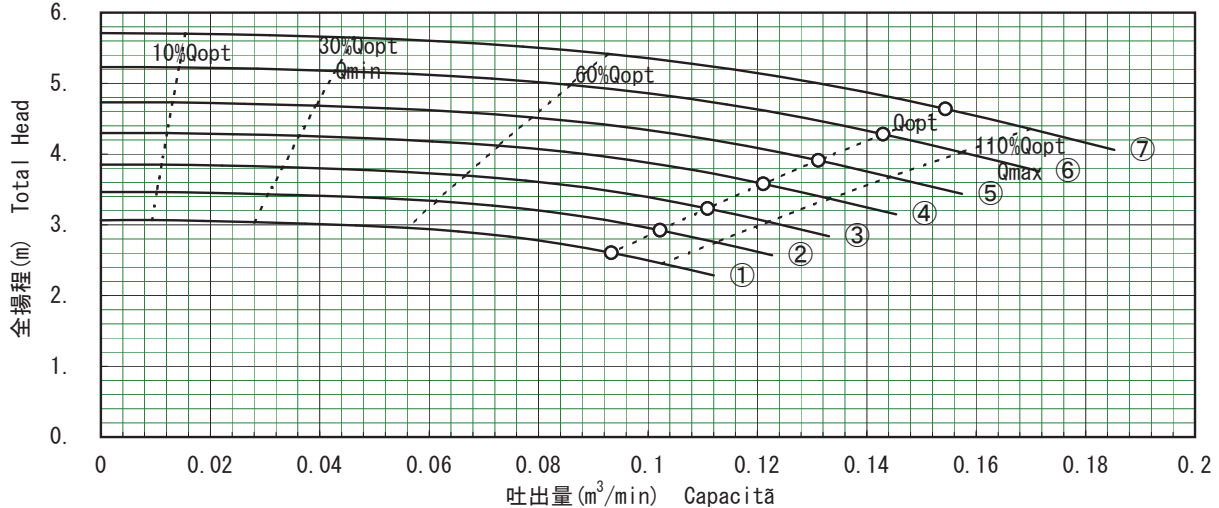
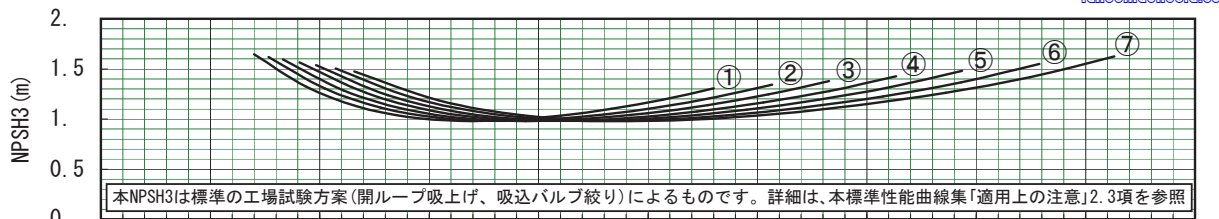
CAL 32-125

ShaftSize
25-360

50 Hz 4 P
1400 min⁻¹

機番 Item No.	仕様 Spec.	m MPa	m ³ /min m ³ /hr	min ⁻¹	kW
用途 Service					

tuksIndonesia.com



① D2N103/97	② D2N110/102	③ D2N115/108	④ D2N121/114	⑤ D2N127/119	⑥ D2N133/125	⑦ D2N139/130
----------------	-----------------	-----------------	-----------------	-----------------	-----------------	-----------------

本性能曲線図は常温清水 (S.G.:1) の場合のものを示します。 This curve refers to cold water (S.G.:1).

株式会社 西島製作所 TORISHIMA PUMP MFG.CO.,LTD.